



Catholic Schools Week 2010

A Light for Every Generation

Resources for the Primary School Community: Home, School & Parish



Primary Resources

Catholic Schools Week 2010



○ Welcome	1
● Introduction	2
Before You Begin	
Sacred Space	
3 February Feast of St Blaise Grandparents Day in Our School	
What Is Catholic Schools Week?	
What Is a Catholic School?	
How to Celebrate Catholic Schools Week as a Diocese	
● At Home	8
A Light for Every Generation	
● At School	10
Morning Prayer as We Begin Catholic Schools Week	
1 February Naomh Bríd – Muire na nGael Story of St Brigid	
Cros Bhríde	
Make Your Own St Brigid's Cross	
2 February Feast of the Presentation of the Lord	
3 February Assembly on the Feast of St Blaise/Grandparents Day	
○ At School and Parish	20
3 February Feast of St Blaise Grandparents Day	
19 June 2009 – 11 June 2010 Celebrating the Year for Priests	
31 January – 7 February Catholic Schools Week in Our School and Parish	
○ Board of Management/Governors	25
Reflection for Boards of Management/ Governors Members and Staff	
○ In the Parish	27
How to Celebrate Catholic Schools Week in Your Parish	
31 January 2010 Mass to Celebrate the Beginning of Catholic Schools Week	



Catholic Schools Week 2010

Dear Chairperson, Principal and Priests and Parish Team Members,

Schools are important places. We spend a lot of time in them. This includes a significant proportion of that most formative period in life between 4–5 years of age and 17–18 years of age. When schools are working at or near their best they are truly a remarkable human achievement. Young children have a safe place to pray and play and learn; adolescents grow into a deeper intellectual, emotional and moral world; teachers use their personal and professional abilities to challenge and mould new generations; parents and other adults give of their time and money to support the educational enterprise. The hope is that by 17–18 years of age a young adult who is free, rational and capable of mature relationships will be able to cross the threshold into higher education or the world of work.

For schools to perform at or near their best they need the support and challenge of the broader community. Catholic Schools Week is an important time for Catholics in Ireland to express their solidarity with all of those involved in schools. The theme for this year, ‘Catholic Schools – A Light for Every Generation’, suggests that parents, teachers, pupils, priests and the wider community are all part of this endeavour. We often talk today about the need for home, school and parish to work together if Catholic education is to achieve its goals. This week is a tangible expression of such co-operative endeavour.

In a time of serious economic recession there is the ever present temptation to empty education of its heart and soul so that it may become more relevant to the market place. But what would education be without music and mathematics, religion and science, literature and technology, art and geography? These are not opposites vying with each other but each discipline can provide food for the soul and the mind, not least in a time of economic uncertainty.

Catholic schools do not exist primarily for the service of the economy but for the growth of the human person who is called to live in solidarity with other persons in search of the common good. In support of these schools the Church in Ireland has established the Trustee Support Service in Northern Ireland and, more recently, the Catholic Schools Partnership in the Republic. This new partnership body will seek to support the work of all first and second level Catholic schools in the Republic of Ireland.

Catholic Schools Week in 2009 was a success. Please support the events associated with the week in your area in 2010!

Fr Michael Drumm

Executive Chairman
Catholic Schools Partnership





Catholic Schools Week 2010

Before You Begin

Before You Begin

The resources in this pack are intended for use with all those working in partnership with the school community. The resources are designed to be used with:

- Students in the classroom
- Staff members
- Parents
- Members of Boards of Management/Governors
- The wider parish community

In an effort to make these resources more accessible the pack has been sent to all principals, chairpersons of Boards of Management/Governors and priests. The different resources available for each target group are clearly defined within the pack. It might be useful for a meeting involving representatives from the staff, Board of Management/Governors, Parent Association/Council, parish team and school chaplain to take place before Catholic Schools Week begins. This would enable decisions to be made as to which elements of the resources your particular school community will highlight during the week. Some of the issues discussed at such a meeting might include:

P

This symbol appears on pages that can be photocopied and sent home to parents

- The Mass to begin Catholic Schools Week
- Communication with parents
- Assembly to mark the Feast of St Blaise/Grandparents Day
- Grandparents Day, 3 February
- Parish initiatives or events to mark the week
- Time for staff and Board of Management/Governors to reflect on Catholic Schools Week

We hope that you find the resources included in this pack helpful as you celebrate Catholic Schools Week this year. Copies of this resource are available to download as gaeilge and in Polish on www.catholicbishops.ie.

These resources have been prepared by Bairbre Cahill, Aodhan Cannon, Mícheál Kilcrann, Elaine Mahon and Maeve Mahon in consultation with the Steering Committee for Catholic Schools Week 2010. The members of the Steering Committee are:

Monsignor Jim Cassin, Fr Ger Condon, Fr Martin Delaney, Fr Paul Farren, Ms Eileen Flynn, Sr Maighread Ní Gallochóbhair, Ms Tonya Hanly, Ms Maura Hyland, Mr Ferdia Kelly, Ms Maeve Mahon, Ms Bernie Martin, Mr Tony McCann, Ms Orla Walsh and Sr Eithne Woulfe.



Catholic Schools Week 2010

Sacred Space

Many schools already have a Sacred Space in the entrance area of their schools.

This Sacred Space is a very simple way to reflect your school's Catholic ethos. The celebration of Catholic Schools Week offers an opportunity to create a Sacred Space if you do not already have one and provides a new focus for existing spaces.

A Sacred Space will almost certainly have the following as its key elements

- Green cloth to signify that we are in Ordinary Time
- Candle
- Bible
- Cross or Crucifix
- Holy Water
- Statue

For Catholic Schools Week you might add some of the following

- A framed copy of the school's Ethos Statement
- A list of all staff members
- A poster advertising Catholic Schools Week
- A prayer petition box or basket (all members of the school community might be invited to put their prayers in the box/basket during the week and the intentions may be prayed for at the prayer services or assemblies during the week)
- School motto, crest, picture of Patron Saint

As the week progresses the following might be added:

Monday

- A St Brigid's Cross or Crosses
- Posters advertising the Grandparents Day on Wednesday

Tuesday

- As today is World Day of Consecrated Life, schools who were founded by a religious order or congregation might include a picture of or prayer to the founder/ foundress

Wednesday

- Candles for the Feast of St Blaise
- A welcome banner for the grandparents who will be visiting today

Thursday

- Include the Prayer for Priests in the Sacred Space

Friday

- If you have gathered the work of the week into a book this could be placed in the Sacred Space
- Pictures of the visit of the grandparents might also be added

Display Areas

Teachers might be encouraged to have displays in or outside their classrooms depicting elements of the Catholic life of the school.

Sacred Space

Display Areas





Catholic Schools Week 2010

3 February Feast of St Blaise Grandparents Day in Our School

3 February Feast of St Blaise Grandparents Day in Our School

Introduction

A Note to Teachers

Getting Ready for Grandparents Day



Introduction

Grandparents are essential members of our families and communities. They help us to pray and to learn more about God. That is why we have chosen to have a special day, Grandparents Day, as part of Catholic Schools Week. We hope that this day will give you the time and the space to tell your grandparents how much you love them and how special they are to you. Here is an opportunity for you to spend some time with your grandparents and have fun!

A Note to Teachers

The purpose of Grandparents Day in schools is to offer grandparents quality time with their grandchildren, while providing grandchildren an opportunity to share in the history of their family. Additionally, grandchildren are encouraged to gain new wisdom from, and affection for, older people. For children whose grandparents are not free to attend, you may like to consider inviting some well known senior members of the community to be present on the day.

Getting Ready for Grandparents Day

- Decide on a beginning and ending time for the grandparents attendance at school
- Get the children to make invitations for their grandparents
- Advertise Grandparents Day
- Decorate the school assembly area/classroom with pictures/welcome banners etc.
- Decide where the prayer service is going to be held – will it be a school prayer service or an individual class prayer service?
- Invite the school chaplain to attend
- Decide on activities for the grandparents and children
 - Write a prayer together
 - Grandparents talk about their days in school
 - Grandparents read a story to the children
 - Grandparents talk about their faith
 - Draw/colour pictures together
- Can the school offer hospitality to the grandparents?
e.g. Sharing lunch with the children



web design

art posters

poetry

photos

essays

songwriting





Catholic Schools Week 2010

What Is Catholic Schools Week?

Catholic Schools Week gives us the opportunity to acknowledge and celebrate the tremendous contribution that our Catholic primary and post-primary schools make, not just to Irish society, but to the mission of the Church. Last year marked a very successful beginning of an all-Ireland celebration of Catholic Schools Week and we hope this year to build on that foundation and continue to create a space where we can proudly articulate and celebrate our ethos and identity.

What is the Theme of Catholic Schools Week in 2010?

This year the theme for the week is **'Catholic Schools – A Light for Every Generation'**. Catholic schools are committed to the education and formation of the young person in every aspect of their lives. Thus Catholic schools are a light for parents, pupils, staff and society in every generation. In selecting this theme we are clearly connecting the vision of Catholic education with the mission of the Gospel, to bring the light of Christ to the world and to allow that light to shine through and in all that we do in our work in Catholic schools. This theme reminds us that we are constantly challenged to let that light shine for the present generation and this will remain part of our task for future generations. It also allows us to remember with great gratitude all those who through their work in establishing schools and places of education brought the light of Christ to many generations of Irish people in the past.

Is Catholic Schools Week Only for Schools?

The events scheduled for Catholic Schools Week will take place in schools, in parishes, at diocesan and national level. The resources in this pack help to extend the celebrations into homes all over the country. There are also resources to help dioceses and parishes to be involved in the celebrations. Pope Benedict XVI has asked us this year to pray especially for our priests and so we include some resources to encourage school communities to respond to this request. It is our hope that through using the many different resources offered that the key mission of schools in the Church, the home, in parishes and in the life of the nation will be highlighted during this week.

The Role of Grandparents in Catholic Schools Week

For the first time we are inviting Grandparents to participate in Catholic Schools Week. We are designating **Wednesday, 3 February as 'Grandparents Day'** and we hope that on this day all schools will invite grandparents to come to school with their grandchildren and participate in some of the activities outlined in this resource pack. We are delighted to acknowledge the support and help given to us by the National Grandparents Pilgrimage and look forward to making this event a part of our annual celebration.

How Do I Get Involved?

Keep a look out in local and national media for activities connected to Catholic Schools Week. Ask your local school principal/Parent Association/Board of Management/Governors representative how the school is celebrating Catholic Schools Week. More information is available on www.catholicbishops.ie.

What Is Catholic Schools Week?

What is the Theme of Catholic Schools Week in 2010?

Is Catholic Schools Week Only for Schools?

The Role of Grandparents in Catholic Schools Week

How Do I Get Involved?





Catholic Schools Week 2010

What Is a Catholic School?

What Is a Catholic School?

The Catholic School



The Catholic School

- Offers a distinctive vision of life and corresponding philosophy of education based on the Gospel of Jesus Christ
- Strives to create a learning environment where every child is encouraged and enabled to develop to their full and unique potential as human beings, made in the image and likeness of God
- Seeks to form pupils who will unselfishly use their gifts for the common good and are committed to work for a more just and caring society
- Is a welcoming and inclusive community that is respectful and tolerant of all religious traditions and beliefs
- Works in partnership with parents and the parish community to keep the light of faith received at baptism burning brightly

- Provides opportunities for worship through prayer and the celebration of liturgy and the sacraments

Based on *Vision 08: A Vision for Catholic Education in Ireland* (A Pastoral Letter of the Irish Catholic Bishops' Conference).





Catholic Schools Week 2010

How to Celebrate Catholic Schools Week as a Diocese

Some Suggestions

Send a letter to every school and every parish to encourage them to celebrate Catholic Schools Week while at the same time thanking schools for what they already are doing to promote Catholic education.

Consider introducing the **Wellsprings Programme** (if you haven't already done so) to develop the Catholic ethos of the school. The diocesan CPSMA representative will be able to provide resources etc.

Consider a **Diocesan Mass** with representatives from every school, primary and post-primary, as an opportunity to give them that sense of being part of a wider community. This could be done on a deanery level.

The bishop might send a **personal letter** to every member of the Board of Management/Governors thanking them for giving of their time and encouraging them to reflect upon the Catholic ethos of the school and how they uphold it. Ideally this letter should be posted to the home of each person and not simply photocopied and handed out at a board meeting.

Use the **local media** in some way to highlight Catholic Schools Week, newspaper articles, radio interviews etc.

Invite teachers, parents, Boards of Management/Governors and Pastoral Councils throughout the diocese to an **evening event** on some topic related to Catholic education e.g., the Irish Bishops' Conference Pastoral Letter, *Vision 08: A Vision for Catholic Education in Ireland*.

How to Celebrate Catholic Schools Week as a Diocese

Some Suggestions





Catholic Schools Week 2010

P

A Light for Every Generation

A Light for Every Generation

What Is Catholic Schools Week?

What Makes a School Catholic?

What is Catholic Schools Week?

Catholic Schools Week gives everyone involved in Catholic education the opportunity to acknowledge and celebrate the tremendous contribution that our Catholic schools make to every aspect of life in Ireland. Last year was the first time that we marked this special week across the whole island of Ireland. It was a very successful beginning and this year we want to build on that foundation and continue to create a space where we can proudly articulate and celebrate our ethos and identity. It is hoped that during this week that all members of the school community, parents, staff members, Board of Management/ Governors members and pupils, will take time to reflect on what it means to be in a Catholic school and how we can all best support the wonderful work that is done in our Catholic Schools.

What Makes a School Catholic?

The following statements are based on *Vision 08*, a document published by the Bishops of Ireland last year. They help us to understand better what makes a school Catholic. Please take a moment during Catholic Schools Week to read these statements.



Catholic schools offer a distinctive kind of education which allows the light of faith to be seen in everything that happens within the school community.

Catholic schools are rooted in the values of the Gospel of Jesus Christ.

Catholic schools help each child to develop to their full potential.

Catholic schools help every member of the school community to see God 'in the bits and pieces of everyday life'.

Catholic schools seek to create open, happy, stimulating and caring environments in which every child is encouraged to develop their abilities and talents in a balanced, integrated and generous way.

Catholic schools help students to become responsible and caring members of society.

Catholic schools work closely with parents and parish communities to provide an excellent education for the students in their care.



Catholic Schools Week 2010

For You to Think About

- Try putting the name of your child's school at the beginning of every statement. Do these statements paint a picture of your child's school?
- What can you do as a parent to support the work of the school at home?
- How is the light of faith seen in all that you do in your home?
- How can you help your child see God 'in the bits of pieces' of everyday life?

A Prayer for Parents (Adapted from a prayer by Marian Wright Edelman)

*Creator God, thank you for the gift of our children,
their lives to share,*

their bodies to nurture,

their minds to mould,

and their spirits to enrich.

May we always be deserving of their trust,

supportive of their hopes

and encouraging of their dreams.

Let your grace and love fall on these,

our most precious gifts,

like a gentle breeze giving inner strength,

peace and patience for the journey ahead

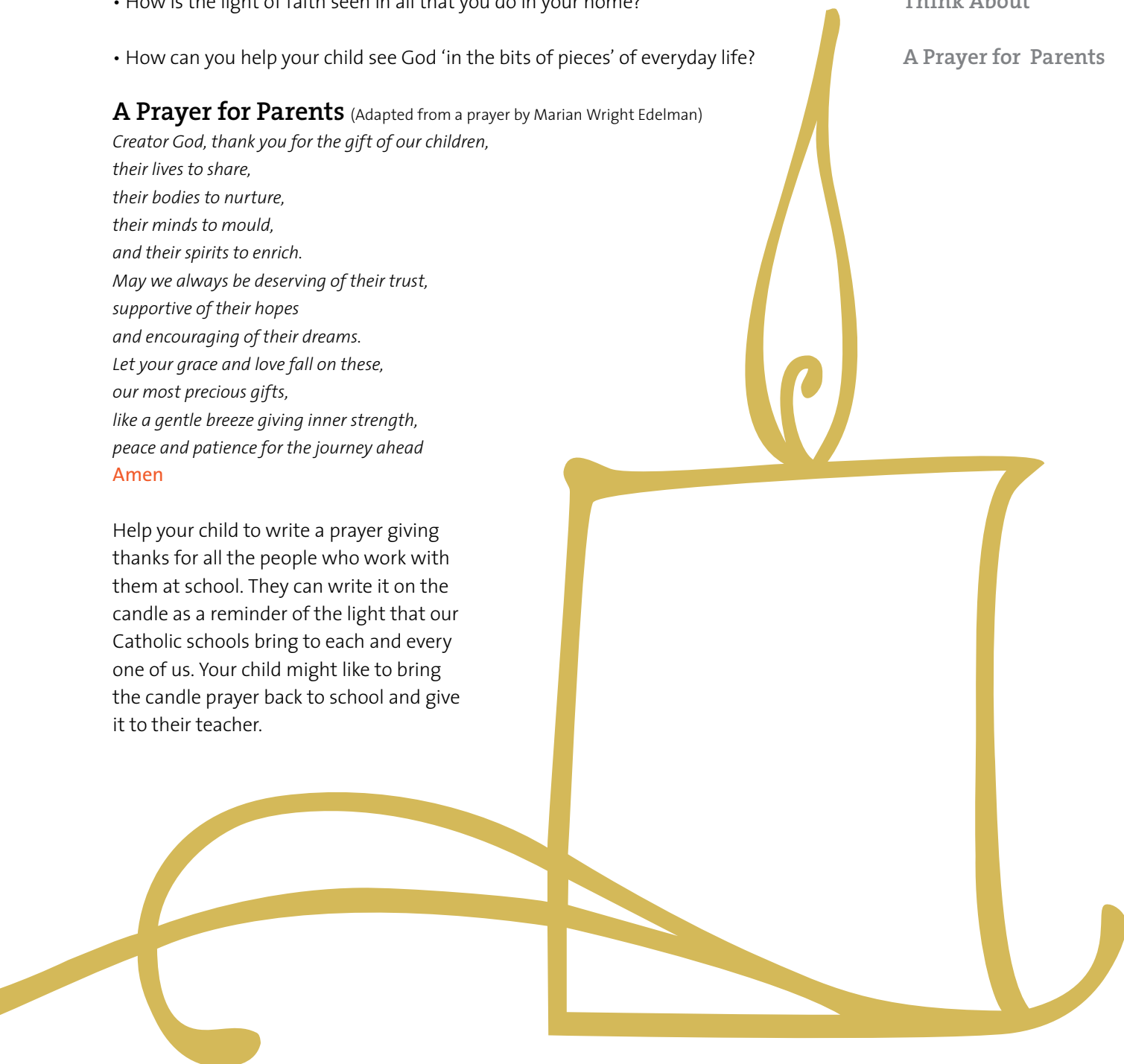
Amen

Help your child to write a prayer giving thanks for all the people who work with them at school. They can write it on the candle as a reminder of the light that our Catholic schools bring to each and every one of us. Your child might like to bring the candle prayer back to school and give it to their teacher.

A Light for Every Generation

For You to Think About

A Prayer for Parents





Catholic Schools Week 2010



Morning Prayer as We Begin Catholic Schools Week

Morning Prayer as We Begin Catholic Schools Week

Leader We welcome everyone here this morning to mark the start of Catholic Schools Week. We begin our prayer with the Sign of the Cross. The theme of Catholic Schools Week is 'light' so let us join in singing our opening hymn:

🎵 **Christ be our Light** *Alive-O 7/8, p. 283/273*

The Principal or Religious Education Representative/Coordinator may like to introduce the Prayer Service and Catholic Schools Week using the following:

Introduction This morning, we ask God's blessing on all of us here at School. All across the country this week, schools like us are celebrating Catholic Schools Week. We give thanks for all who belong to our community here at School. We now invite to light a special candle which will burn brightly in our school's Sacred Space. This candle is a symbol of the presence of the God who is with us always and everywhere and especially this morning in our school.

The candle can be placed in the Sacred Space following the prayer service. Additional information regarding the setting up of a Sacred Space can be found on previous pages.

🎵 **Instrumental music** can now be played softly.

Leader Let us spend a few moments thinking quietly about all the things we learn here in School. Sometimes we learn through the mistakes we make. Let us remember the people who help us to learn, especially our principal, deputy principal, our teachers, our classroom assistants, our school secretary and caretaker. We give thanks to God our Father for all the care and work they do here at School.

Today is also the 1 February the feast of St Brigid. St Brigid was a very good and kind person who looked after the poor, the sick and the lonely. We pray that we will try to be like St Brigid in the way we help others this week.

You might like to tell one of the stories of St Brigid from the Alive-O programme, or on page 12 of this resource pack

Leader We remember that Brigid always took care of people who were in need. We now ask her to pray for us and for our needs this morning.

Response Pray for us

St Brigid, woman of prayer	<i>Response</i>
St Brigid, generous and kind	<i>Response</i>
St Brigid, who fed the hungry	<i>Response</i>
St Brigid, who welcomed everybody	<i>Response</i>
St Brigid, who spoke about Jesus	<i>Response</i>
St Brigid, who lived like Jesus	<i>Response</i>
St Brigid, who protects us all	<i>Response</i>
St Brigid, raised up to Heaven	<i>Response</i>



Catholic Schools Week 2010



Morning Prayer as We Begin Catholic Schools Week

▶ **We sing a song to Brigid** *Alive-O*, p. 138

Concluding Prayer

Let us pray together in thanksgiving for all here present this morning in the words our Father gave us: Our Father/Ár nAthair

Leader Before we go back to our classrooms, and to the work of this day, let us offer each other a sign of peace.

▶ Closing Hymn Suggestions

Christ be Beside Me *Alive-O* 3, p. 169

Together Again *Alive-O*, p. 10

Connected *Alive-O* 4, p. 14

Beginnings and Endings *Alive-O* 5, p. 195

I may not be the best or the brightest,
I may not be the tallest or the smallest,
I may not be the fastest or the slowest,
but one thing I can do better than
anything else ... that is to **Be Me!!**





Catholic Schools Week 2010

1 February Naomh Bríd – Muire na nGael Story of St Brigid

1 February Naomh Bríd – Muire na nGael Story of St Brigid

St Brigid's Cloak

According to tradition, St Brigid was born in the middle of the fifth century near Faughart in County Louth. From the time she was a little girl, Brigid was very generous and kind to people who were poor because she understood that God has a special love for them. In *Alive-O 1* (Term 2, Lesson 3), you can read the story about St Brigid and the Butter. In this story, we hear about how Brigid gave away her family's only tub of butter to a woman who was hungry. Brigid often gave away food to those who were hungry and poor.


News of Brigid's good works soon spread around the country, and many young girls wanted to live with her and live like her. So, Brigid decided to start a convent in County Kildare.

When she died, St Brigid was buried in her convent in County Kildare. Together with St Patrick and St Colmcille, she is now a Patron Saint of Ireland. She is also the Patron Saint of the Diocese of Kildare and Leighlin. We celebrate her feast day on 1 February, the first day of Spring.

St Brigid's Cloak

When St Brigid decided to build her convent, she asked the king of Leinster for some land to build it on. The king was a sly man, and he did not want to listen to Brigid. He laughed at her when she asked for some land. He said, 'I will give you as much land as your cloak can cover.' The king knew that Brigid's cloak was so small that it would only cover a very small piece of land. But, when Brigid spread her cloak on the ground, it grew and grew and grew, and soon there was more than enough land for her to build her church on! The king knew then that Brigid was a very holy woman. You can read more about this story in *Alive-O* and *Alive-O 2* (Term 1, Lesson 3).

Help St Brigid
find the way to
her convent!





Catholic Schools Week 2010



Colour this picture of St Brigid and her cloak



Catholic Schools Week 2010

Cros Bhríde



Cros Bhríde

You may have seen St Brigid's crosses hanging in homes, schools and churches in Ireland. They are usually placed by the door to protect the house and keep it safe. It is believed that St Brigid made the first cross herself. It happened when a pagan chieftain from the neighbourhood of Kildare was dying. Christians in his household sent for Brigid. When she arrived, the chieftain was very sick. Brigid sat down at his bedside and began talking to him. At that time, the floors in houses were covered with rushes both for warmth and cleanliness. Brigid stooped down and started to weave the rushes into a cross, and tied the ends together. The chieftain asked what she was doing. Brigid began to tell the man about Jesus, and how he loved all people. As Brigid spoke, the chieftain came to believe in Jesus and he was baptised before he died.





Catholic Schools Week 2010

Make Your Own St Brigid's Cross

Make Your Own St Brigid's Cross

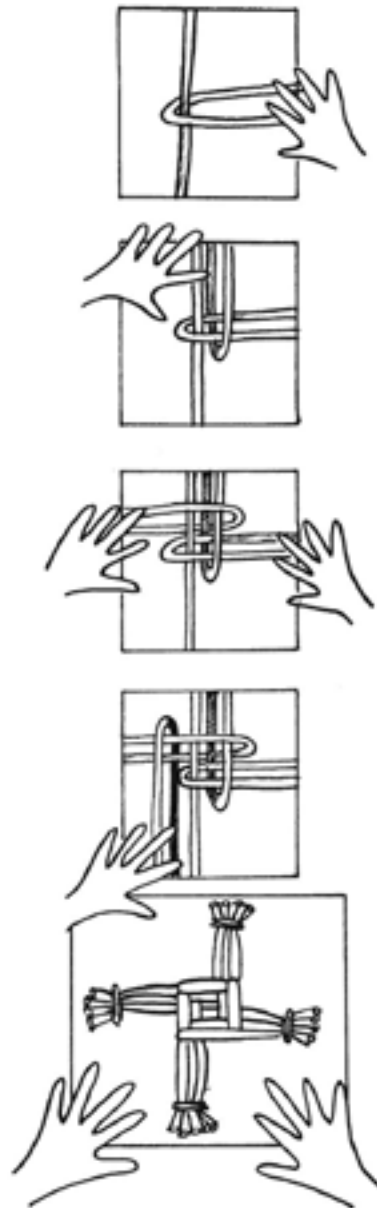
You will need some rushes or reeds picked from marsh land or by your local river. The reeds can be used to tie the ends of the cross or you may use elastic bands or cord.

Instructions

1. Loop the horizontal reed around the vertical reed.
2. Loop the next vertical reed around the horizontal reed.
3. Now loop the next horizontal reed around both vertical reeds.
4. Then loop a vertical reed around both horizontal reeds.
5. Finally, loop a horizontal reed around both vertical reeds going down.

You can repeat stages 1–5 approximately four times. Tie the ends and trim with a scissors.

*(From the children of Fourth Class,
Holy Family Senior School, Ennis, County Clare)*



Make Your Own St Brigid's Cross

Did You Know?

In 1807, the Bishop of Kildare and Leighlin, Daniel Delany, established the Congregation of the Sisters of St Brigid (Brigidine Sisters). In the two hundred years since then, Brigidine Sisters have followed the example of St Brigid by spreading the Good News of Christ's love to all they meet. The Brigidine Sisters set up many Catholic schools both in Ireland and around the world.



Catholic Schools Week 2010

2 February Feast of the Presentation of the Lord

2 February Feast of the Presentation of the Lord

On 2 February, forty days after Christmas, we celebrate the Feast of the Presentation of the Lord. On this day, we remember that Mary and Joseph brought Jesus to the Temple to be blessed. You can read about this in the Gospel of Luke, 2:22-38.

While Jesus, Mary and Joseph were in the temple, they met with two prophets, Anna and Simeon. Simeon was a very old man, and God had promised him that he 'would not die until he had seen Christ the Lord'. As soon as he saw the baby Jesus, he knew that this was the One that God had sent. He then said the prayer that we now know as Simeon's Canticle.

Can you fill in the missing words to help you say Simeon's Canticle?
Use the word bank to help you.



Lord,

I am your _____, and now I can ___ in _____, because
you have kept your _____ to me.

With my own _____ I have seen what you have done to _____
your _____. And _____ nations will also ___ this.

Your _____ power is a _____ for all _____, and it will
bring _____ to your people _____.

Word Bank

eyes foreign servant mighty honour people light
die nations save promise Israel see peace

Did You Know?

In 1997, Pope John Paul II designated 2 February as 'World Day of Consecrated Life'. On this day, the Church honours those people who have dedicated their lives to God in a special way. These people have promised to live a holy (or consecrated) life, devoted to God. Those called to consecrated life make three promises: (1) to live in poverty, only having items that they really need; (2) to keep the rules of the founder/foundress of the congregation or order; and (3) not to get married. Say a special prayer today for those who lived a consecrated life.



The Presentation

The Presentation is the fourth Joyful Mystery of the Rosary. You can read about this and the other Joyful Mysteries in *Alive-O 3*, Term 3, Lesson 1. Pray this decade of the Rosary with your class or at home. Then, colour the picture of the Presentation of Jesus.



Catholic Schools Week 2010



3 February Assembly on the Feast of St Blaise/ Grandparents Day

3 February Assembly on the Feast of St Blaise/Grandparents Day

Leader Sign of the Cross

As the lighted candle is carried from our Sacred Space this morning by one of our grandparents let us all join in our opening hymn.

🎵 **Suggested hymns may include** Céad Míle Fáilte Romhat *Alive-O* 3, p. 297

Leader This morning we want to say a very warm welcome to all the grandparents who have joined us here. For some of you it's your very first visit to our school, for others it's a daily visit to collect your grandchild/grandchildren. We also remember the grandparents who cannot be with us, those who could not travel, those who live far away, those who are sick either at home or in hospital, and those who are with God in heaven. They are all in our thoughts wherever they are this morning.

Let us listen now to a short reflection on Grandparents.

A Special Kind of Love (Courtesy of the Grandparents Association, Knock, Co. Mayo)

There's a special kind of love,

That grandchildren have for their Grandparents

It's filled with respect for their wisdom and accomplishments.

With gratitude for the values they've given us ...

With delight in the stories of our family that they remember and share.

It's a special kind of love that's built on a lifetime of caring and giving.

It's the kind of love that's felt for you my dear grandparent

Today and always.

Leader Let us listen to the Word of God

Scripture Reading: Mark 6:1-6

Leader As we come together to celebrate the gift of our grandparents, we remember that today is the feast of St Blaise. We know very little about St Blaise other than the fact that he was a doctor before he joined the priesthood and he was later made a bishop in Armenia. We are told that he once saved a young boy who was choking. That is why today we receive a special blessing, asking St Blaise to protect us from all illness of the throat. This blessing is a sign of our belief and our faith in God's protection and love for us.

The candles to be used were blessed yesterday, on the feast of the Presentation of the Lord.

Using two crossed and unlighted candles, the priest/minister touches the throat of each person saying:

Through the intercession of St Blaise, bishop and martyr, may God deliver you from every disease of the throat and from every other illness. In the name of the Father, and of the Son, and of the Holy Spirit. **Amen**



Catholic Schools Week 2010



3 February Assembly on the Feast of St Blaise/ Grandparents Day

Leader As we continue to celebrate Catholic School Week here at School, we bring our prayers before Jesus our friend.

Response Lord Graciously Hear Us

1. We pray for all those here present; our teachers, the school staff and members of our family. We give thanks to Jesus for the love they share with us ... *Lord, hear us*
2. We pray for our parents and grandparents who love us and care for us. We ask you to care for them and to protect them for us in your love ... *Lord, hear us*
3. We give thanks to the teachers here at School. Give them the gifts they need to teach us each day. Bless them with the gifts of your love, your patience and your understanding in their work ... *Lord, hear us*
4. Bless all children everywhere, those here in our school, in our families and across the world. May all children learn to share the love of Jesus with one another ... *Lord, hear us*
5. We remember those who are sadly no longer with us. We ask Jesus to bless them, as they live forever with the saints in your heavenly kingdom ... *Lord, hear us*



Leader We place all our prayers spoken aloud and in the silence of our hearts before our Loving God as we pray: *Our Father/Ár nAthair*

Final Blessing

Leader As we draw our celebration to a close this morning we will pray our final blessing together. While we sing our final hymn our candle will be brought back to our Sacred Space where it will continue to burn, reminding us that Jesus is with us always and everywhere, and especially in this place, School, our Catholic school.

Invite those present to repeat each line as it is spoken by the Leader

Bless us this morning, dear Jesus, bless young and old
Bless all those who are no longer with us, or in far away places
Bless our friends who have come to join us here in Ireland,
Bless their families who are far away this morning.

Bless us with your love to share with our families, our friends, and with those here in School.

Amen



🎵 **Suggested closing hymn** Christ be our Light Alive-O 7/8, p. 283/273



Catholic Schools Week 2010

3 February Feast of St Blaise Grandparents Day

3 February Feast of St Blaise Grandparents Day

Some Questions for Discussion on Grandparents Day

Prayer for Grandparents



As a follow-up to Grandparents Day, some of the following activities may be undertaken by the children in your class. Work on these may begin during the grandparents visit to the classroom.

- Write an essay about your grandparent(s)
- Write a prayer for your grandparent(s). These prayers can be emailed to info@catholicgrandparentsassociation.com. You can include the child's first name, age, class and the name of the school
- Ask your grandparent(s) to teach you their favourite prayer
- Compose a song
- Write about a favourite memory the two of you share
- Write a story about what school was like for your grandparent(s)
- Create a scrapbook or memory book
- Write a poem
- Make a family tree
- Tape an interview
- Write down what you know about your grandparent(s)' life
- Find out your grandparent(s)' favourite food
- Design a web page about your grandparent.

Some Questions for Discussion on Grandparents Day

- What role do grandparents play in our society?
- Do you think grandparents' roles have changed over the years?
- Is it important to have special days to honour people?

Prayer For Grandparents (This Universal Prayer for Grandparents was composed by His Holiness Pope Benedict XVI in 2008)

*Lord Jesus,
you were born of the Virgin Mary,
the daughter of Saints Joachim and Anne.
Look with love on grandparents the world over.
Protect them! They are a source of enrichment
for families, for the Church and for all of society.
Support them! As they grow older,
may they continue to be for their families
strong pillars of Gospel faith,
guardians of noble domestic ideals,
living treasures of sound religious traditions.*

*Make them teachers of wisdom and courage,
that they may pass on to future generations
the fruits of their mature human and spiritual
experience.*

*Lord Jesus,
help families and society
to value the presence and roles of grandparents.
May they never be ignored or excluded,
but always encounter respect and love.
Help them to live serenely and to feel welcomed
in all the years of life which you give them.
Mary, Mother of all the living,
keep grandparents constantly in your care,
accompany them on their earthly pilgrimage,
and by your prayers, grant that all families
may one day be reunited in our heavenly
homeland, where you await all humanity for the
great embrace of live without end.*

Amen



Catholic Schools Week 2010



19 June 2009 – 11 June 2010 Celebrating the Year for Priests

**19 June 2009 –
11 June 2010
Celebrating the
Year for Priests**

For You to Do

This year Pope Benedict XVI has asked us to pray especially for priests. He said that the reason for this was that 2009 was the 150th anniversary of the death of the patron of priests, St John Marie Vianney. His Feast Day is 4 August.

St John Marie Vianney was born in 1786 near the city of Lyons in France. He wasn't a very good student in school or when he was training for the priesthood, but he was ordained to the priesthood in 1815 and was sent to a small parish called Ars. As a result of his popularity he became known as the Curé of Ars. Curé is the French word for parish priest.

He became well known, not because he was rich or clever, but because people noticed how much he prayed, how simply he lived and how reverent he was when he was celebrating Mass. He was told before he went to Ars that there wasn't much faith there. However, the Curé began to instruct people in the faith, began to teach them about Jesus, and helped them to live their lives according to Christian values – by loving God and our neighbour. As a result of this, it was said that up to twenty thousand people a year came to him from every part of France to see him, to go to confession to him, and to come to Mass.

St John Marie Vianney lived and worked in Ars until he was 73 years of age. He worked hard in his parish and with all the people who came to see him and to hear him preach. He continued to live a simple life and he died peacefully on 4 August 1859. His feast is celebrated on that day. He was canonized on 31 May 1925.

For You To Do

Write a prayer for your priest, decorate the page and give it to him when he visits. You can do this individually or as a class. Take time to say your prayer each day. This might help you:

God Our Father,

We thank you for Fr and for all his work in our school/parish.

Bless and protect him as he goes about serving your people.

Keep him close to you in all that he does and guide him in all that he says.

Give him your help so that he can show your love for all people.

Make his life like the life of Jesus so that we can recognise your presence with us always.

Amen



Catholic Schools Week 2010

19 June 2009 –
11 June 2010
Celebrating the
Year for Priests

Find Out

Something Else to Do

Celebrate Them at
a Prayer Service



These pictures show some of the work that the priest does every day

- Write a sentence about each picture
- Invite your priest to come and talk to the class about his work in your parish

Find Out

Choose one of the following saints. They were all priests.

St Alphonsus Liguori, St Dominic, St Maximilian Kolbe, St Gregory the Great,
St Andrew Kim Taegon, St Pio of Pietrelcina, St Bruno, St Isaac Jogues, St Francis Xavier,
St Sharbel Makhlof, St Damian of Molokai.

Work in pairs and make a Fact File about your chosen saint.

Something Else to Do

Do you know anything about priests who worked in your parish in the past? How would you find out more about them? Do a project on some of these priests.

Celebrate Them at a Prayer Service

If there are retired priests in your area, send a card from the class.

Devote a bulletin board in classrooms or the school hallway to feature some of the project work done on the life of the priest(s) in your parish now or in the past.



Catholic Schools Week 2010

31 January – 7 February Catholic Schools Week in Our School and Parish

P

How did you celebrate Catholic Schools Week in your school? Did you have a special prayer service? Did you take part in Grandparents Day? Did you try out some of the activities in this book? If so, why not tell everyone about it! You can write or draw about the things you did in the booklet below. Just photocopy this page and the next (back to back) onto paper or card, and cut the booklet out. When you have finished, you can display your booklet in the Sacred Space in your classroom or school. You could also bring it home to show those you live with all the things you did to celebrate your Catholic school this week.

**31 January –
7 February
Catholic Schools
Week in Our
School and Parish**



Loving God,

We give thanks for
teachers, parents and all the
people that make our Catholic
school the wonderful place
that it is today.

We remember all those who
were part of this school
community in the past.

We look forward to keeping
the light of faith burning into
the future.

We ask this prayer through
Christ our Lord.

Celebrating Catholic Schools Week

MY NAME

OUR SCHOOL'S NAME

OUR SCHOOL GOT ITS NAME FROM

OUR SCHOOL HAS BEEN A CATHOLIC SCHOOL SINCE

OUR SCHOOL CREST



Catholic Schools Week 2010

P

Who are the people that make your Catholic school community great?

Write their names in the candle below.



What did you do to celebrate Catholic Schools Week in your school and classroom?

Write or draw about your favourite thing that happened this week.



Catholic Schools Week 2010

Reflection for Boards of Management/Governors Members and Staff

The following might form the basis of a short reflection on 'What is a Catholic School?' with staff and members of the Boards of Management/Governors during Catholic Schools Week 2010.

In the past two decades, Ireland has changed radically to become more culturally and religiously diverse. Many changes have impacted on the educational landscape and as with all change many questions will arise. During Catholic Schools Week members of the Board of Management/Governors and staff are invited to give some time to reflect on these issues during a Board meeting or staff meeting.

Catholic education in general and Catholic schooling in particular has a history and a tradition that is handed down from one generation to the next. Each generation needs to reflect on that history and tradition, including the writings that have grown up around it, to see how relevant it is for the contemporary situation and how it can be developed in the future. The following quotation offers a contemporary vision of Catholic education in Irish primary schools.

The on-going invitation to all who are part of the Catholic school as an educating community is to nurture pupils who are confident of their religious identity, aware of God's great gift to them in Jesus, and who are active and responsible members of the Catholic community and citizens of a global world. They should leave the primary school fully alive with the confidence to say to contemporary society 'Come and see a man who has told me everything I have ever done. I wonder if he could be the Christ'. Dermot A. Lane (2006)

The following questions might help you to reflect on this quotation

1. How do we nurture the children in our school so that they can be 'confident of their religious identity'?
2. How do we encourage our pupils to be 'active and responsible members of the Catholic community and citizens of a global world'?
3. How do we teach our pupils to have a living relationship with Jesus Christ?

Reflection
for Boards of
Management/
Governors
Members and Staff



Catholic Schools Week 2010

You might like to begin or conclude your discussions with the following prayers

Reflection for Boards of Management/ Governors Members and Staff

Staff Prayer

Staff Prayer

Jesus, our teacher and our Lord! You taught with authority and compassion. You touched the lives of so many people who sought understanding, healing and most of all someone who would listen. Help us to be that voice of authority and compassion in our school community.

Boards of Management/ Governors Members Prayer

May we touch lightly with your grace and your love and the lives and spirits of those we teach. May we always seek to see the best and expect only the best in each other and in our students. May our hearts be open always to your voice and your love and may we, like all those called to teach unto justice, shine like the stars of heaven as beacons of hope in our school communities.

Amen

Boards of Management/ Governors Members Prayer

Lord Jesus Christ, we gather together in your name to work for the good of our school.

We know that you are with us as we reflect on the issues before us at this meeting.

May we be guided in all that we do by the gifts of wisdom and understanding, of right judgement and courage, bestowed upon us by your Spirit.

May the outcome of our work continue to ensure that our school community is a place of openness, compassion, justice and peace.

Help us to keep you ever at the centre of all that we do. We make this prayer through Christ our Lord.

Amen





Catholic Schools Week 2010

How to Celebrate Catholic Schools Week in Your Parish

Sunday 31 January, the fourth Sunday in Ordinary Time, marks the beginning of Catholic Schools Week 2010. Each parish is encouraged to focus on Catholic Schools Week in the Sunday Liturgy that day and during the following week. There are different ways this could happen. Here are some suggestions:

Sunday, 31 January

- Involve the schools in the Sunday parish liturgy for the fourth Sunday in Ordinary Time. Visit the schools in the previous weeks and talk to the principal and teachers. Invite and help them to prepare the liturgy. Provide them with the readings, prayers of the Faithful etc. contained on page 19.
- Let your **Liturgy Committee** know in good time that it is happening so that they can help prepare the liturgy and music for the various celebrations you decide to have. Make sure that the music is accessible to everyone.
- Consider asking your Pastoral Council/Liturgy Committee to send out invitations to **Parents, Grandparents and others** to come to the parish celebration of Catholic Schools Week.
- Encourage the schools in your parish to create a **visual display** on some topic e.g. local saints or holy places; the present-day faith community etc. and provide a space for them in the church or parish hall when these can be displayed. Try to involve as many of the children as possible in the school or other schools within the parish so that the visual display includes a great diversity of images and ideas. Some may prefer to represent these ideas in music, dance and drama.
- Include a note in the **Parish Newsletter**. Sample text might read as follows:

Catholic Schools Week

Sunday, 31 January marks the beginning of Catholic Schools Week. The purpose of the week is to promote the contribution that Catholic schools make to our society.

The theme this year is '*Catholic Schools – A Light for Every Generation*'. During the coming week(s), we invite you to join us in celebrating the contribution that our Catholic school(s) make(s) to the life of our faith community here in the parish of

Provide list of events/celebrations.

How to Celebrate Catholic Schools Week in Your Parish

Sunday, 31 January



Catholic Schools Week 2010

The Pastoral Council

- Bring Catholic Schools Weeks to the attention of the Pastoral Council to get their ideas as to how the parish could celebrate it.

How To Celebrate Catholic Schools Week in Your Parish

- Invite someone to speak to the Pastoral Council about the importance of Catholic schools and the contribution they can make to be a 'light for every generation'. Invite the Board of Management/Governors and teachers to this meeting.

The School

The Pastoral Council

- Visit the classes and talk to the children about Catholic Schools Week and what it means. Some questions to guide their reflection: How does our Catholic school help us as children to be a light for every generations? How do we want to live our lives in the future so that we can be a light for every generation?

The School

The Community

- Consider adopting a Saint's name for your parish school if it doesn't already have one. Invite the whole parish community to be involved in this project.
- Encourage your local school to create and maintain a Sacred Space or notice board in the entrance hall or prominent position for the benefit of all who visit the school, letting them know about the Catholic ethos of the school and how it celebrates its faith life at important times of the year e.g., Advent/Lent, First Communion/Confirmation.
- Consider drawing up a vision and mission statement for the school if it is not already done.
- If resources allow, perhaps the parish could give a candle to every family attending the local schools as well as a prayer card of the prayers that the children learn at school to encourage them to pray as a family and be 'a light for every generation.' These candles could be blessed in the parish church on Tuesday, the Feast of the Presentation of the Lord.
- Gather the school community, parents, teachers and Board of Management/Governors to a short prayer service or 'Twilight Retreat' during that week. Invite someone to facilitate a session on guided prayer. Provide a cup of tea afterwards!

The Community

- Given that St Brigid's Day falls during the week, arrange an evening for families to make crosses in the parish or school hall and have a short prayer service. Alternatively, you could suggest to the principal to invite some of the older members of the community into the school and show the children how to make the crosses.
- Consider using this week to launch a Sacramental Preparation Programme in the parish for either First Communion or Confirmation e.g., *You Shall Be My Witnesses*.



Catholic Schools Week 2010

31 January 2010 Mass to Celebrate the Beginning of Catholic Schools Week



31 January 2010
Mass to Celebrate
the Beginning of
Catholic Schools
Week

Entrance Antiphon

Save us, Lord our God, and gather us together from all the nations, that we may proclaim your holy name and glory in your praise.

Opening Comment

Today marks the beginning of Catholic Schools Week. We celebrate and give thanks for the many gifts that Catholic Education brings to our families, our parish and our society. We also pray that our schools will continue to form faith-filled people who will be 'a light for every generation'.

Opening Prayer

Let us pray (*joining in the praise of the living God for we are his people*)

*Father in heaven,
From the days of Abraham and Moses,
Until this gathering of your Church
in prayer,
You have formed a people in the image
of your Son.
Bless this people with the gift of
your kingdom.
May we serve you with our every desire
And show love for one another even as
you have loved us.
We ask this through Christ our Lord.*

Amen

Liturgy of the Word

First Reading *Jeremiah 1:4–5:17-19*

A reading from the prophet Jeremiah

*I have appointed you as a prophet to
the nations.*

In the days of Josiah, the word of the Lord was addressed to me, saying, 'Before I formed you in the womb I knew you; before you came to birth I consecrated you. I have appointed you as prophet to the nations. So now brace yourself for action. Stand up and tell them all I command you. Do not be dismayed at their presence, or in their presence I will make you dismayed. I, for my part, today will make you into a fortified city, a pillar of iron, and a wall of bronze to confront all this land: the kings of Judah, its princes, its priests and the county people. They will fight against you but shall not overcome you, for I am with you to deliver you – it is the Lord who speaks.'

This is the Word of the Lord



Catholic Schools Week 2010



31 January 2010
Mass to Celebrate
the Beginning
of Catholic
Schools Week

Psalm 70 1-6, 15. 17 r. 15

My lips will tell of your help.
 In you, O Lord, I take refuge;
 let me never be put to shame.
 In your justice rescue me, free me:
 pay heed to me and save me.

Response

Be a rock where I can take refuge,
 a mighty stronghold to save me;
 for you are my rock, my stronghold.
 Free me from the hand of the wicked.

Response

It is you, O Lord, who are my hope,
 my trust, O Lord, since my youth.
 On you I have leaned from my birth,
 from my mother's womb you have
 been my help.

Response

My lips will tell of your justice
 and day by day of your help.
 O God, you have taught me from my youth
 and I proclaim your wonders still.

Second Reading 1 Corinthians 12:31-13:13

A reading from the First Letter of St Paul to the Corinthians

There are three things that last: faith, hope and love; and the greatest of these is love.

Be ambitious for the higher gifts. And I am going to show you a way that is better than any of them. If I have all the eloquence of men or of angels, but speak without love, I am simply a gong booming or a cymbal clashing. If I have the gift of

prophecy, understanding all the mysteries there are, and knowing everything, and if I have faith in all its fullness, to move mountains, but without love, then I am nothing at all. If I give away all that I possess, piece by piece, and if I even let them take my body to burn it, but am without love, it will do me no good whatever.

Love is always patient and kind: it is never jealous; love is never boastful or conceited; it is never rude or selfish; it does not take offence, and is not resentful. Love takes no pleasure in other people's sins but delights in the truth; it is always ready to excuse, to trust, to hope and to endure whatever comes. Love does not come to an end. But if there are gifts of prophecy, the time will come when they must fail; or the gift of languages, it will not continue for ever; and knowledge – for this, too, the time will come when it must fail. For our knowledge is imperfect and our prophesying is imperfect; but once perfection comes, all imperfect things will disappear. When I was a child, I used to talk like a child, and think like a child, and argue like a child, but now I am a man, all childish ways are put behind me. Now we are seeing a dim reflection in a mirror; but then we shall be seeing face to face. The knowledge that I have now is imperfect; but then I shall know as fully as I am known. In short, there are three things that last: faith, hope and love; and the greatest of these is love.

This is the Word of the Lord



Catholic Schools Week 2010



31 January 2010
Mass to Celebrate
the Beginning
of Catholic
Schools Week

Gospel Acclamation *Luke 4:18*

The Lord has sent me to bring good news to the poor, to proclaim liberty to captives.

Gospel *Luke 4:21-30*

A reading from the holy Gospel according to Luke

Like Elijah and Elisha, Jesus is not sent to the Jews only

Jesus began to speak in the synagogue, 'This text is being fulfilled today even as you listen.' And he won the approval of all, and they were astonished by the gracious words that came from his lips.

They said, 'This is Joseph's son, surely?' But he replied, 'No doubt you will quote me the saying, "Physician, heal yourself" and tell me, "We have heard all that happened in Capernaum, do the same here in your own countryside."' And he went on, 'I tell you solemnly, no prophet is ever accepted in his own country.'

'There were many widows in Israel, I can assure you, in Elijah's day, when heaven remained shut for three years and six months and a great famine raged throughout the land, but Elijah was not sent to any one of these: he was sent to a widow at Zarephath, a Sidonian town. And in the prophet Elisha's time there were many lepers in Israel, but none of these was cured, except the Syrian, Naaman.'

When they heard this everyone in the synagogue was enraged. They sprang to their feet and hustled him out of the town; and they took him up to the brow of the hill their town was built on, intending to throw him down the cliff, but he slipped through the crowd and walked away.

This is the Gospel of the Lord



Catholic Schools Week 2010



31 January 2010
Mass to Celebrate
the Beginning
of Catholic
Schools Week

General Intercessions

Celebrant We now bring all our prayers to God, who created each one of us in his image and likeness so that we might fill the earth with his love and peace.

For the Church; that together we may be a beacon of light, hope, justice and integrity.
Lord, hear us

For all Christians; that we may respond to the gift of the Spirit and be prophets of God in our time working together for a world in which each and every person is respected and nurtured.
Lord, hear us

For the gift of faith; that we may live life with a discerning heart and deep confidence in our loving God.
Lord, hear us

For our Catholic Schools and all those involved in education, teachers, administrators, pupils and parents; that God's Spirit may shape their minds and hearts so that they may be a source of hope and light in their families and communities.
Lord, hear us

For all children and young people; that they will always be protected and helped to develop and grow through healthy and nurturing relationships.

Lord, hear us

For the sick and all those in need at this time; may each person be strengthened by the love that surrounds them and supported by the active care of family, parish and community.

Lord, hear us

For all those who have died recently, especially N. & N., and all the dead; that they may find rest with God as we may give thanks for the richness they brought into our lives.

Lord, hear us

Celebrant God our creator, we come to you in prayer through your Son Jesus Christ who is our hope and our light. Hear and answer the prayers that we have made in the name of Jesus Christ, our Lord.

Amen

